

# IE32SB3-101

## Intel® Celeron® N6211 M Series Box PC



### KEY FEATURES

- Intel® Celeron® Elkhart Lake N6211 Processor
- 1 x DDR4 SO-DIMM 3200 MHz, max. 16GB
- 2 x Gigabit Ethernet
- Supports 2 x USB 3.2 Gen 1, Max. 3 x COM
- Elegant and slim mechanical design
- Fanless cooling system
- Optional Capture Card for HDMI input or CVBS input



### SPECIFICATIONS

#### System Specification

<b>Processor</b>	Intel® Celeron® N6211 (1.5M Cache, up to 3.0GHz) Intel® Celeron® N6210 (1.5M Cache, up to 2.6GHz) (Optional)	<b>Memory</b>	1 x SO-DIMM, DDR4 3200 MHz, 4GB 8GB (Optional) 16GB (Optional)
<b>Storage</b>	1 x M.2 2242 B-key SSD 128GB 256GB (Optional) 512GB (Optional)	<b>Ethernet controller</b>	2 x Intel® Ethernet Controller
<b>Security</b>	TPM 2.0	<b>Operating System</b>	Windows 11 IoT Enterprise SAC (64 bit) (Optional) Windows 10 IoT Enterprise (64 bit) (Optional) Linux Ubuntu 22.04 (Optional)

#### Mechanical

<b>Dimension</b>	205 x 110 x 55	<b>Mounting</b>	Desk Mount
<b>Enclosure</b>	Metal Housing	<b>Cooling System</b>	Fanless design

#### Environment

<b>Operating Humidity</b>	10% to 90% RH, Non-Condensing	<b>Operating Temperature</b>	0°C to 55°C
<b>Storage Temperature</b>	-10°C to 60°C		

#### Certification

<b>Certification</b>	CE, FCC
----------------------	---------

#### IO Ports

<b>Power Input</b>	1 x 12V DC, 2.5φ DC jack	<b>USB Port</b>	2 x USB3.2 Gen2x1 (Type-A)
<b>Serial Port</b>	1 x RS232/422/485 (Default RS232) 1~2 x RS232 (Optional)	<b>Video</b>	1 x HDMI 2.0 (Optional)
<b>Expansion Port</b>	1 x M.2 2242 Key B slot for SSD 1 x M.2 2230 Key E slot for WiFi (Optional) 1 x Capture Card for HDMI input or CVBS input (Optional)	<b>LAN</b>	2 x Giga LAN RJ45 Connector

#### Control

<b>Button</b>	1 x Power Button
---------------	------------------

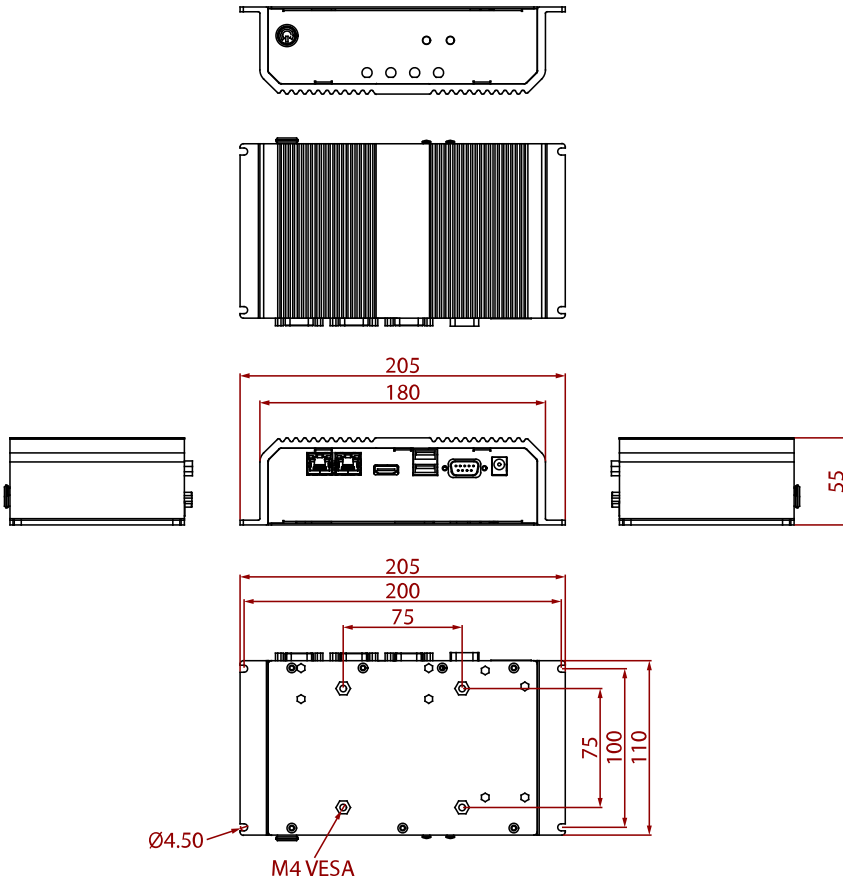
#### Accessory

<b>Accessory</b>	100~240V AC to DC Adapter Power Cord
------------------	---

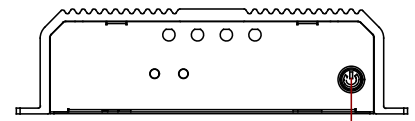
## Power

Power Rating 12V DC

## DIMENSIONS UNIT:MM

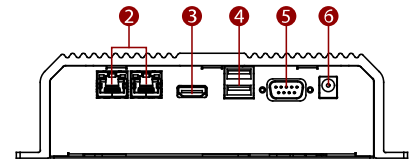


### Front side I/O



1 Power Switch

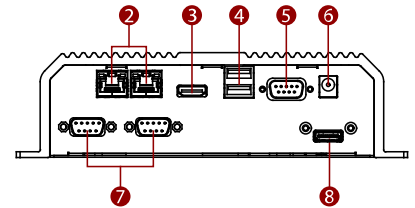
### Rear side I/O



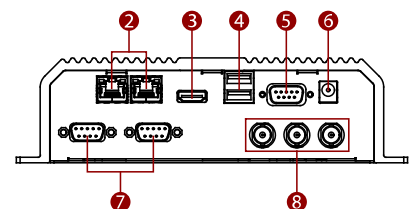
2 LAN  
3 HDMI  
4 USB Type-A  
5 COM  
6 Power Input

### Ordering Information

1. Customer can optional add max. 2 ports COM
  2. Customer can optional add HDMI Input
  3. Customer can optional add CVBS Input
- \*Note: 2 and 3 are either one optional I/O ports.



2 LAN  
3 HDMI  
4 USB Type-A  
5 COM  
6 Power Input  
7 COM (Optional)  
8 HDMI Input (Optional)



2 LAN  
3 HDMI  
4 USB Type-A  
5 COM  
6 Power Input  
7 COM (Optional)  
8 CVBS Input (Optional)

## NOTE

1. This is a simplified drawing and some components are not marked in detail.
2. Please contact our sales representative if you need further product information.
3. All specifications are subject to change without prior notice.
4. The product shown in this datasheet is a standard model. For diagrams that contain customized or optional I/O, please contact the Winmate Sales Team for more information.